

TOWN OF VONDA REGULAR MEETING AGENDA

Wednesday, July 16<sup>th</sup>, 2025

TO BE HELD AT THE VONDA TOWN OFFICE

1. Present:  
Call to Order:
2. Adopt the Agenda:
3. Minutes: Approval of minutes of a regular meeting June 18th, 2025.
4. Financials:
  - a) Statement of Financial Activities .
  - b) List of Accounts Payable
5. Delegations:
  - a) 7:00 pm Fire Chief report
6. Unfinished Business:
  - a) Update as to bobcat lease.
  - b) Pump replacement quote.
  - c) Tax enforcement property who will show the property.
  - d) Fire ban bylaw.
  - e) Repairs to east exit road to highway.
7. New Business:
  - a) Tenders are out for Lagoon, Bullee will be at next meeting for updates.  
*Public notice for lagoon  
Development Permit Application.*
8. Committee Reports:
  - a) Streets and Sidewalks: Jesse Lefebvre, Terry Nahorniak, Brian Florizone, Dianne Addley.
  - b) Water/Sewer/Sanitation/ Waterworks: Jesse Lefebvre, Terry Nahorniak, Brian Florizone, Stephen King.

*BW*



- c) Equipment and Building: All
- d) Economic Development: All
- e) Protective Services: Stephen King.
- f) Parks & Rec: Dianne Addley.
- g) Animal Control: Jesse Lefebvre, Terry Nahorniak, Dustin Wasyliv.
- h) Vonda Rink: Reports to be brought to council
- i) Park Rangers: Dustin Wasyliv, Stephen King.
- j) Wapiti Library Board: Dianne Addley.
- k) Communications: Dustin Wasyliv.

9. Administrator's Report:

- a) I have a dentist appointment tomorrow afternoon, office will be closed.

10. Adjourn

BW



**MINUTES OF A REGULAR MEETING OF THE TOWN OF VONDA HELD IN COUNCIL  
CHAMBERS AT THE VONDA TOWN OFFICE THIS 16<sup>TH</sup> DAY OF JULY, 2025**

**PRESENT:** Mayor Brenda Willman, Councillors Stephen King, Brian Florizone, Dianne Addley, Dustin Wasyliv, Jesse Lefebvre and Administrator Linda Denis.

**MISSING:** Deputy Mayor Stephen King and Councillor Terry Nahorniak.

**CALL TO ORDER:** Mayor Brenda Willman called the meeting to order at 6:30 pm.

**AGENDA:**

92/2025 Florizone/Addley: To adopt the agenda.

Carried

**MINUTES:**

93/2025 Addley/Lefebvre: To approve the minutes of a regular meeting held on June 18<sup>th</sup>, 2025.

Carried

**FINANCIALS & BANK REC:**

94/2025 Lefebvre/Addley: to approve the bank reconciliation and financial statements.

Carried

**ACCOUNTS PAYABLE:**

95/2025 Florizone/Addley: To approve and pay the list of accounts payable in the amount of \$190,817.22.

Carried

**WTP MAINTENANCE:**

96/2025 Florizone/Lefebvre: To accept the quote in the amount of \$7127.35, from Alpha Automation Ltd to install, setup and train on the Tosibox remote access equipment for secure remote access to the HMI at the Water Treatment Plant.

Carried

BW



**PAGE 2 OF THE REGULAR MEETING MINUTES FROM JULY 16<sup>TH</sup>, 2025**

**EMPLOYEES JOB DESCRIPTIONS:**

97/2025 Willman/Lefebvre: That council close a portion of the meeting in regards to employee job descriptions as per LAFOIP. The in-camera session commenced at 7:55 pm. Council members present were Mayor Brenda Willman, Councillors Brian Florizone, Dustin Wasyliv, Jesse Lefebvre and Dianne Addley. Council concluded the in-camera session at 9:00 pm.


Carried

**ADJOURNMENT:**


97/2025 Addley/Wasyliv: To adjourn at 9:10 pm.

Carried

The next regular meeting of council will be held on Wednesday, August 20<sup>th</sup>, 2025 at 6:30 pm at the Vonda Town Office.

A handwritten signature in cursive script, appearing to read "Brenda Willman", is written over a horizontal line.

Mayor

A handwritten signature in cursive script, appearing to read "Linda Denis", is written over a horizontal line.

Administrator

Handwritten initials "BW" in a cursive script, located in the bottom right corner of the page.



**Town of Vonda**  
**Bank Reconciliation - Summary**

Date Printed  
08/14/2025 3:14 PM

Page 1

**Cash Account**  
For Ending Date 07/31/2025

110-110-120 - Cash - Bank - Demand  
**GL Balance to 07/31/2025**

**622,734.43**

|                   |      |
|-------------------|------|
| Service Charges:  | 0.00 |
| Interest Charges: | 0.00 |
| Interest Revenue: | 0.00 |

|                              |                   |
|------------------------------|-------------------|
| <b>Adjusted Book Balance</b> | <b>622,734.43</b> |
|------------------------------|-------------------|

**Bank Statement Balance:** **550,223.83**

|                         |                  |                  |
|-------------------------|------------------|------------------|
| Deposits in Transit:    | 78,418.59        |                  |
| Outstanding Payments:   | -5,907.99        |                  |
| <b>Total Uncleared:</b> | <b>72,510.60</b> | <b>72,510.60</b> |

|                              |                   |
|------------------------------|-------------------|
| <b>Adjusted Bank Balance</b> | <b>622,734.43</b> |
|------------------------------|-------------------|

Notes

BW



**Town of Vonda**  
**Statement of Financial Activities - Detailed**  
For the Period Ending July 31, 2025

|   | Year To Date      | Budget            | Variance           | %              | Current Month     |
|---|-------------------|-------------------|--------------------|----------------|-------------------|
| <b>REVENUES</b>                                     |                   |                   |                    |                |                   |
| <b>TAXATION</b>                                     |                   |                   |                    |                |                   |
| <b>Municipal Taxes</b>                              |                   |                   |                    |                |                   |
| 410-110-100 - General Municipal Levy                | 351,084.14        | 350,000.00        | 1,084.14           | 100.31         |                   |
| 410-120-100 - Abatements and Adjustments            | 1,376.00          | 2,000.00          | (624.00)           | 68.80          |                   |
|   | <b>352,460.14</b> | <b>352,000.00</b> | <b>460.14</b>      | <b>100.13</b>  | <b>0.00</b>       |
| <b>Potash Tax Share</b>                             |                   |                   |                    |                |                   |
| 410-200-100 - Potash Tax Share                      | 69,095.45         | 12,000.00         | 57,095.45          | 575.80         |                   |
|   | <b>69,095.45</b>  | <b>12,000.00</b>  | <b>57,095.45</b>   | <b>575.80</b>  | <b>0.00</b>       |
| <b>Penalties on Tax Arrears</b>                     |                   |                   |                    |                |                   |
| 410-400-110 - Penalty on Mun Taxes Current - Prope  | 3,249.52          | 5,000.00          | (1,750.48)         | 64.99          | (286.13)          |
| 410-400-190 - Penalty on Mun Taxes Current - Other  | 448.53            | 500.00            | (51.47)            | 89.71          | (43.83)           |
|   | <b>3,698.05</b>   | <b>5,500.00</b>   | <b>(1,801.95)</b>  | <b>67.24</b>   | <b>(329.96)</b>   |
| <b>Special Municipal Levy</b>                       |                   |                   |                    |                |                   |
| 410-600-100 - Special Municipal Levy RCMP           | 40,500.00         | 36,230.00         | 4,270.00           | 111.79         |                   |
| 410-610-100 - Special Municipal Levy Recycle        | 19,528.15         | 18,960.00         | 568.15             | 103.00         | 105.81            |
|   | <b>60,028.15</b>  | <b>55,190.00</b>  | <b>4,838.15</b>    | <b>108.77</b>  | <b>105.81</b>     |
| <b>TOTAL TAXATION:</b>                              | <b>485,281.79</b> | <b>424,690.00</b> | <b>60,591.79</b>   | <b>114.27</b>  | <b>(224.15)</b>   |
| <b>FEES AND CHARGES</b>                             |                   |                   |                    |                |                   |
| <b>Custom Work</b>                                  |                   |                   |                    |                |                   |
| 420-100-100 - F&C - Custom Work-Equipment Rentals   | 6,471.00          | 3,000.00          | 3,471.00           | 215.70         | 5,871.00          |
| 420-100-130 - F&C - Custom Work - Tax Enforcemen    | 25,000.00         |                   | 25,000.00          |                |                   |
| 420-200-900 - Miscellaneous Revenue                 | 31,166.50         | 500.00            | 30,666.50          | 3233.30        | 31,166.50         |
|   | <b>62,637.50</b>  | <b>3,500.00</b>   | <b>59,137.50</b>   | <b>1789.64</b> | <b>37,037.50</b>  |
| <b>Rentals</b>                                      |                   |                   |                    |                |                   |
| 420-400-100 - F&C - Policing Fees                   | 250.00            |                   | 250.00             |                | 250.00            |
|   | <b>250.00</b>     | <b>0.00</b>       | <b>250.00</b>      | <b>0.00</b>    | <b>250.00</b>     |
| <b>Recreation Fees</b>                              |                   |                   |                    |                |                   |
| <b>Recreation Centre Fees</b>                       |                   |                   |                    |                |                   |
| 420-500-100 - F&C - Skating rinkFees and Rentals    | 3,500.00          | 20,000.00         | (16,500.00)        | 17.50          |                   |
| 420-500-700 - F&C - Rec Centre Fees - Kitchen sales | 8,257.00          | 13,000.00         | (4,743.00)         | 63.52          |                   |
| 420-500-800 - Campground Income                     | 1,510.00          | 2,000.00          | (490.00)           | 75.50          | 750.00            |
| 420-500-999 - Rink - ATM replenishment              | 2,809.51          |                   | 2,809.51           |                |                   |
|   | <b>16,076.51</b>  | <b>35,000.00</b>  | <b>(18,923.49)</b> | <b>45.93</b>   | <b>750.00</b>     |
| 420-520-300 - Rink grants and donations             | 750.00            |                   | 750.00             |                |                   |
|   | <b>16,826.51</b>  | <b>35,000.00</b>  | <b>(18,173.49)</b> | <b>48.08</b>   | <b>750.00</b>     |
| <b>Cemetery Fees</b>                                |                   |                   |                    |                |                   |
| 420-600-100 - F&C - Cemetery Fees                   | 250.00            |                   | 250.00             |                |                   |
|   | <b>250.00</b>     | <b>0.00</b>       | <b>250.00</b>      | <b>0.00</b>    | <b>0.00</b>       |
| <b>Licenses and Permits</b>                         |                   |                   |                    |                |                   |
| 420-700-100 - F&C - Licenses & Permits              | 2,340.30          | 7,000.00          | (4,659.70)         | 33.43          | (2,500.00)        |
|   | <b>2,340.30</b>   | <b>7,000.00</b>   | <b>(4,659.70)</b>  | <b>33.43</b>   | <b>(2,500.00)</b> |
| <b>Other</b>  |                   |                   |                    |                |                   |
| <b>General Office Services Provided</b>             |                   |                   |                    |                |                   |
| 420-800-200 - F&C - General Office Services & Licen | 230.00            | 1,000.00          | (770.00)           | 23.00          | 135.00            |

*BW*



**Town of Vonda**  
**Statement of Financial Activities - Detailed**  
For the Period Ending July 31, 2025

|  | Year To Date | Budget     | Variance     | %      | Current Month |
|--|--------------|------------|--------------|--------|---------------|
|  | 230.00       | 1,000.00   | (770.00)     | 23.00  | 135.00        |
| <b>Landfill/Waste Collection Fees</b>              |              |            |              |        |               |
| 420-850-110 - F&C - Landfill Fees paid on Saturday | 867.00       | 1,000.00   | (133.00)     | 86.70  | 350.00        |
| 420-850-120 - RM share of landfill fees            | 7,342.72     | 7,000.00   | 342.72       | 104.90 |               |
|  | 8,209.72     | 8,000.00   | 209.72       | 102.62 | 350.00        |
|  | 8,439.72     | 9,000.00   | (560.28)     | 93.77  | 485.00        |
| <b>TOTAL FEES AND CHARGES:</b>                     | 90,744.03    | 54,500.00  | 36,244.03    | 166.50 | 36,022.50     |
| <b>UTILITIES</b>                                   |              |            |              |        |               |
| <b>Water</b>                                       |              |            |              |        |               |
| 440-110-100 - W/S Consumption                      | 144,641.80   | 280,000.00 | (135,358.20) | 51.66  | (457.64)      |
| 440-140-200 - Bulk water sales                     | 8,765.40     | 8,000.00   | 765.40       | 109.57 | 621.00        |
| 440-160-500 - W & S Account Penalties              | 65.00        | 200.00     | (135.00)     | 32.50  |               |
|  | 153,472.20   | 288,200.00 | (134,727.80) | 53.25  | 163.36        |
| <b>TOTAL UTILITIES:</b>                            | 153,472.20   | 288,200.00 | (134,727.80) | 53.25  | 163.36        |
| <b>UNCONDITIONAL REVENUE SHARING</b>               |              |            |              |        |               |
| <b>Unconditional Transfers</b>                     |              |            |              |        |               |
| 450-110-100 - Unconditional - (Revenue Sharing)    |              | 100,000.00 | (100,000.00) |        |               |
|  | 0.00         | 100,000.00 | (100,000.00) | 0.00   | 0.00          |
| <b>Total UNCONDITIONAL REVENUE SHARING:</b>        | 0.00         | 100,000.00 | (100,000.00) | 0.00   | 0.00          |
| <b>CONDITIONAL GRANTS</b>                          |              |            |              |        |               |
| <b>Federal</b>                                     |              |            |              |        |               |
| 450-200-070 - Conditional - Federal                |              | 27,000.00  | (27,000.00)  |        |               |
|  | 0.00         | 27,000.00  | (27,000.00)  | 0.00   | 0.00          |
| <b>Provincial</b>                                  |              |            |              |        |               |
| 450-300-050 - Provincial Gov't Agencies            | 51,335.09    |            | 51,335.09    |        | 40.00         |
|  | 51,335.09    | 0.00       | 51,335.09    | 0.00   | 40.00         |
| <b>TOTAL CONDITIONAL GRANTS:</b>                   | 51,335.09    | 27,000.00  | 24,335.09    | 190.13 | 40.00         |
| <b>GRANTS IN LIEU OF TAXES</b>                     |              |            |              |        |               |
| <b>Federal</b>                                     |              |            |              |        |               |
| 450-500-100 - GIL - Federal                        |              | 1,000.00   | (1,000.00)   |        |               |
|  | 0.00         | 1,000.00   | (1,000.00)   | 0.00   | 0.00          |
| <b>Provincial</b>                                  |              |            |              |        |               |
| 450-600-100 - GIL - Provincial                     |              | 1,500.00   | (1,500.00)   |        |               |
| 450-660-100 - Tip Grant                            |              | 6,000.00   | (6,000.00)   |        |               |
|  | 0.00         | 7,500.00   | (7,500.00)   | 0.00   | 0.00          |
| <b>Other</b>                                       |              |            |              |        |               |
| 450-800-050 - GIL -SaskEnergy Surcharge            | 7,380.07     | 10,000.00  | (2,619.93)   | 73.80  | 375.58        |
| 450-800-100 - GIL - Other - SPC Surcharge          | 18,466.09    | 34,000.00  | (15,533.91)  | 54.31  | 2,292.97      |
|  | 25,846.16    | 44,000.00  | (18,153.84)  | 58.74  | 2,668.55      |

BW



Report Date  
08/14/2025 3:14 PM

**Town of Vonda**  
**Statement of Financial Activities - Detailed**  
For the Period Ending July 31, 2025

Page 3

|   | Year To Date      | Budget            | Variance            | %             | Current Month    |
|---|-------------------|-------------------|---------------------|---------------|------------------|
| <b>TOTAL GRANTS IN LIEU OF TAXES:</b>     | <b>25,846.16</b>  | <b>52,500.00</b>  | <b>(26,653.84)</b>  | <b>49.23</b>  | <b>2,668.55</b>  |
| <b>INVESTMENT INCOME AND COMMISSIONS</b>  |                   |                   |                     |               |                  |
| <b>Investment and Income Revenue</b>      |                   |                   |                     |               |                  |
| 470-100-100 - Interest Revenue            | 4,519.59          | 2,000.00          | 2,519.59            | 225.98        | 701.31           |
|   | <b>4,519.59</b>   | <b>2,000.00</b>   | <b>2,519.59</b>     | <b>225.98</b> | <b>701.31</b>    |
| <b>TOTAL INVESTMENT INCOME AND COMMIS</b> | <b>4,519.59</b>   | <b>2,000.00</b>   | <b>2,519.59</b>     | <b>225.98</b> | <b>701.31</b>    |
| <b>OTHER REVENUES</b>                     |                   |                   |                     |               |                  |
| <b>Other Revenue</b>                      |                   |                   |                     |               |                  |
| 480-150-100 - Donations for FD            |                   | 3,000.00          | (3,000.00)          |               |                  |
|   | <b>0.00</b>       | <b>3,000.00</b>   | <b>(3,000.00)</b>   | <b>0.00</b>   | <b>0.00</b>      |
| <b>TOTAL OTHER REVENUES:</b>              | <b>0.00</b>       | <b>3,000.00</b>   | <b>(3,000.00)</b>   | <b>0.00</b>   | <b>0.00</b>      |
| <b>TOTAL REVENUES:</b>                    | <b>811,198.86</b> | <b>951,890.00</b> | <b>(140,691.14)</b> | <b>85.22</b>  | <b>39,371.57</b> |

BW



**Town of Vonda**  
**Statement of Financial Activities - Detailed**  
For the Period Ending July 31, 2025

|   | Year To Date       | Budget            | Variance         | %             | Current Month   |
|---|--------------------|-------------------|------------------|---------------|-----------------|
| <b>EXPENDITURES</b>                                 |                    |                   |                  |               |                 |
| <b>GENERAL GOVERNMENT SERVICES</b>                  |                    |                   |                  |               |                 |
| <b>Wages &amp; Benefits</b>                         |                    |                   |                  |               |                 |
| <b>Wages</b>  |                    |                   |                  |               |                 |
| 510-110-110 - GG - Council - Indemnity              | 4,700.00           | 8,000.00          | 3,300.00         | 58.75         | 650.00          |
|   | <b>4,700.00</b>    | <b>8,000.00</b>   | <b>3,300.00</b>  | <b>58.75</b>  | <b>650.00</b>   |
| 510-110-140 - GG - Council - Indemnity Committee    | 375.03             |                   | (375.03)         |               |                 |
| 510-110-230 - GG - Salaries - Administrator         | 27,869.54          | 50,000.00         | 22,130.46        | 55.74         | 4,246.05        |
|   | <b>32,944.57</b>   | <b>58,000.00</b>  | <b>25,055.43</b> | <b>56.80</b>  | <b>4,896.05</b> |
| <b>Benefits</b>                                     |                    |                   |                  |               |                 |
| 510-130-230 - GG - Benefits - Administrator         | 5,448.18           | 9,700.00          | 4,251.82         | 56.17         | 845.50          |
|   | <b>5,448.18</b>    | <b>9,700.00</b>   | <b>4,251.82</b>  | <b>56.17</b>  | <b>845.50</b>   |
|   | <b>38,392.75</b>   | <b>67,700.00</b>  | <b>29,307.25</b> | <b>56.71</b>  | <b>5,741.55</b> |
| <b>Professional/Contract Services</b>               |                    |                   |                  |               |                 |
| 510-200-110 - GG - Cont. - Legal                    |                    | 5,000.00          | 5,000.00         |               |                 |
| 510-200-130 - GG - Cont. - Audit/Accounting         | 9,699.00           | 13,000.00         | 3,301.00         | 74.61         |                 |
| 510-200-150 - GG - Cont. - Assessment - SAMA        | 5,357.00           | 5,400.00          | 43.00            | 99.20         |                 |
| 510-200-170 - GG - Cont. - Advertising              | 28.57              | 1,500.00          | 1,471.43         | 1.90          |                 |
| 510-210-160 - GG - Travel, & Admin Training         | 1,350.00           | 2,500.00          | 1,150.00         | 54.00         | 150.00          |
| 510-220-100 - Office Maintenance & Repair           |                    | 2,000.00          | 2,000.00         |               |                 |
| 510-230-100 - GG - Insurance/Bond                   | 39,509.13          | 34,000.00         | (5,509.13)       | 116.20        | 103.46          |
| 510-240-100 - GG - Cont. - Memberships & Subscript  | 2,648.04           | 2,000.00          | (648.04)         | 132.40        | 666.67          |
|   | <b>58,591.74</b>   | <b>65,400.00</b>  | <b>6,808.26</b>  | <b>89.59</b>  | <b>920.13</b>   |
| <b>Utilities</b>                                    |                    |                   |                  |               |                 |
| 510-300-110 - GG - Utility - Heat Office            | 3,998.51           | 6,500.00          | 2,501.49         | 61.52         | 432.78          |
| 510-300-120 - GG - Utility - Power Office           | 1,603.95           | 4,000.00          | 2,396.05         | 40.10         | 188.24          |
| 510-300-140 - GG - Utility - Telephone              | 4,357.27           | 7,000.00          | 2,642.73         | 62.25         | 656.66          |
|   | <b>9,959.73</b>    | <b>17,500.00</b>  | <b>7,540.27</b>  | <b>56.91</b>  | <b>1,277.68</b> |
| <b>Maintenance, Material and Supplies</b>           |                    |                   |                  |               |                 |
| 510-400-110 - GG - Maint. - Postage & Stationery    | 2,191.37           | 2,000.00          | (191.37)         | 109.57        | 288.13          |
| 510-410-140 - GG - Stationery/Supplies              | 487.47             | 2,500.00          | 2,012.53         | 19.50         | 487.47          |
| 510-410-160 - GG - Maint. - Photocopier             |                    | 1,000.00          | 1,000.00         |               |                 |
| 510-490-150 - Misc. office services Software Maint. | 3,216.94           | 5,000.00          | 1,783.06         | 64.34         |                 |
|   | <b>5,895.78</b>    | <b>10,500.00</b>  | <b>4,604.22</b>  | <b>56.15</b>  | <b>775.60</b>   |
| <b>Other</b>  |                    |                   |                  |               |                 |
| 410-130-100 - Discount on Municipal Tax - Property  | 3,218.48           | 4,500.00          | 1,281.52         | 71.52         |                 |
| 410-130-190 - Discount on RCMP                      | 346.89             | 500.00            | 153.11           | 69.38         |                 |
| 410-400-390 - Tax enforcement Cost & Recovery       | (26,364.38)        |                   | (26,364.38)      |               |                 |
|   | <b>(22,799.01)</b> | <b>5,000.00</b>   | <b>27,799.01</b> | <b>555.98</b> | <b>0.00</b>     |
| <b>TOTAL GENERAL GOVERNMENT SERVICES</b>            | <b>90,040.99</b>   | <b>166,100.00</b> | <b>76,059.01</b> | <b>54.21</b>  | <b>8,714.96</b> |
| <b>PROTECTIVE SERVICES</b>                          |                    |                   |                  |               |                 |
| <b>POLICE PROTECTION</b>                            |                    |                   |                  |               |                 |
| <b>Professional/Contractual Services</b>            |                    |                   |                  |               |                 |
| 520-210-100 - PS - Policing Costs                   | 20,500.00          | 34,000.00         | 13,500.00        | 60.29         |                 |

*BW*



**Town of Vonda**  
**Statement of Financial Activities - Detailed**  
For the Period Ending July 31, 2025

|   | Year To Date | Budget     | Variance    | %      | Current Month |
|---|--------------|------------|-------------|--------|---------------|
|   | 20,500.00    | 34,000.00  | 13,500.00   | 60.29  | 0.00          |
| <b>TOTAL POLICE PROTECTION:</b>                       | 20,500.00    | 34,000.00  | 13,500.00   | 60.29  | 0.00          |
| <b>FIRE PROTECTION</b>                                |              |            |             |        |               |
| <b>Wages and Benefits</b>                             |              |            |             |        |               |
| <b>Wages</b>  |              |            |             |        |               |
| 525-110-110 - PS - Fire Chief- Salaries               | 2,700.00     | 5,400.00   | 2,700.00    | 50.00  | 450.00        |
|   | 2,700.00     | 5,400.00   | 2,700.00    | 50.00  | 450.00        |
|   | 2,700.00     | 5,400.00   | 2,700.00    | 50.00  | 450.00        |
| <b>Professional/Contractual Services</b>              |              |            |             |        |               |
| 525-240-100 - PS - Fire - Memberships/Subscriptions   | 894.73       | 1,200.00   | 305.27      | 74.56  |               |
| 525-250-100 - PS - Fire - Maintenance                 | 21,353.62    | 5,000.00   | (16,353.62) | 427.07 | 1.66          |
| 525-260-100 - PS - Fire - Training                    |              | 2,000.00   | 2,000.00    |        |               |
|   | 22,248.35    | 8,200.00   | (14,048.35) | 271.32 | 1.66          |
| <b>Maintenance, Materials and Supplies</b>            |              |            |             |        |               |
| 525-430-110 - PS - FD Fuel/Oil/Grease                 | 585.29       | 1,000.00   | 414.71      | 58.53  | 585.29        |
| 525-440-100 - PS - Fire - Small Tools/Equipment       | 228.80       | 16,000.00  | 15,771.20   | 1.43   |               |
|   | 814.09       | 17,000.00  | 16,185.91   | 4.79   | 585.29        |
| <b>Grants and Contributions</b>                       |              |            |             |        |               |
| 525-520-110 - PS - Fire - Grants and Contributions    |              | 3,000.00   | 3,000.00    |        |               |
|   | 0.00         | 3,000.00   | 3,000.00    | 0.00   | 0.00          |
| <b>Other</b>  |              |            |             |        |               |
| 525-920-110 - PS -911/Tower/Comm./Cell phones         | 2,654.24     | 3,000.00   | 345.76      | 88.47  | 826.80        |
|   | 2,654.24     | 3,000.00   | 345.76      | 88.47  | 826.80        |
| <b>TOTAL FIRE PROTECTION:</b>                         | 28,416.68    | 36,600.00  | 8,183.32    | 77.64  | 1,863.75      |
| <b>TOTAL PROTECTIVE SERVICES:</b>                     | 48,916.68    | 70,600.00  | 21,683.32   | 69.29  | 1,863.75      |
| <b>TRANSPORTATION SERVICES</b>                        |              |            |             |        |               |
| <b>MAINTENANCE</b>                                    |              |            |             |        |               |
| <b>Wages &amp; Benefits</b>                           |              |            |             |        |               |
| <b>Wages</b>  |              |            |             |        |               |
| 530-110-120 - TS - Maint. Salaries Foreman Assistan   | 10,389.67    | 25,000.00  | 14,610.33   | 41.56  | 1,659.91      |
| 530-110-150 - TS - Town FOREMEN SALARY TAN            | 26,118.71    | 60,000.00  | 33,881.29   | 43.53  | 1,044.26      |
|   | 36,508.38    | 85,000.00  | 48,491.62   | 42.95  | 2,704.17      |
| <b>Benefits</b>                                       |              |            |             |        |               |
| 530-120-110 - TS - Maint. - Benefits -TOWN FOREM/     | 7,256.21     | 13,000.00  | 5,743.79    | 55.82  | 1,369.04      |
| 530-120-120 - TS - Maint. - Benefits - Foreman Ass. E | 2,036.12     | 5,500.00   | 3,463.88    | 37.02  | 1,627.60      |
|   | 9,292.33     | 18,500.00  | 9,207.67    | 50.23  | 2,996.64      |
|   | 45,800.71    | 103,500.00 | 57,699.29   | 44.25  | 5,700.81      |
| <b>Professional/Contractual Services</b>              |              |            |             |        |               |
| 530-210-110 - TS - Maint. Street Maintenance & Repa   | 2,448.75     | 15,000.00  | 12,551.25   | 16.33  | 200.00        |
| 530-210-140 - TS - Maint. - Building Inspections      | 2,682.35     | 6,500.00   | 3,817.65    | 41.27  |               |
| 530-260-100 - TS - Maint. - Insurance/Vehicle Reg.    |              | 2,000.00   | 2,000.00    |        |               |

*BW*



**Town of Vonda**  
**Statement of Financial Activities - Detailed**  
For the Period Ending July 31, 2025

|   | Year To Date | Budget     | Variance   | %      | Current Month |
|---|--------------|------------|------------|--------|---------------|
|   | 5,131.10     | 23,500.00  | 18,368.90  | 21.83  | 200.00        |
| <b>Utilities</b>                                      |              |            |            |        |               |
| 530-300-120 - TS - Maint. - Street Lights Power       | 4,475.47     | 9,000.00   | 4,524.53   | 49.73  | 811.66        |
| 530-300-150 - TS -Town shop utilities Berezuk         | 1,179.16     | 4,500.00   | 3,320.84   | 26.20  | 187.25        |
|   | 5,654.63     | 13,500.00  | 7,845.37   | 41.89  | 998.91        |
| <b>Maintenance, Materials &amp; Supplies</b>          |              |            |            |        |               |
| 530-410-100 - TS - Maint. - Shop Supply & small tools | 1,108.49     | 4,000.00   | 2,891.51   | 27.71  |               |
| 530-410-120 - TS - Maint. - PPE For foreman           | 985.00       | 500.00     | (485.00)   | 197.00 |               |
| 530-420-100 - TS - Vehicle/Equip. Repair/Parts/Tools  | 6,817.84     | 20,000.00  | 13,182.16  | 34.09  | 1,524.80      |
| 530-425-110 - TS - Maint. - Fuel/Diesel/Oil           | 5,738.44     | 15,000.00  | 9,261.56   | 38.26  | 133.16        |
| 530-440-100 - TS - Maint. - Gravel/Sand               | 2,300.00     | 4,000.00   | 1,700.00   | 57.50  | 1,150.00      |
|   | 16,949.77    | 43,500.00  | 26,550.23  | 38.96  | 2,807.96      |
| <b>Capital Expenditures</b>                           |              |            |            |        |               |
| 530-600-130 - TS -LEASE OF BOBCAT                     | 15,266.93    | 36,000.00  | 20,733.07  | 42.41  | 2,180.99      |
|   | 15,266.93    | 36,000.00  | 20,733.07  | 42.41  | 2,180.99      |
| <b>TOTAL MAINTENANCE:</b>                             | 88,803.14    | 220,000.00 | 131,196.86 | 40.37  | 11,888.67     |
| <b>CONSTRUCTION</b>                                   |              |            |            |        |               |
| <b>Other</b>  |              |            |            |        |               |
| 210-700-900 - Long Term Debt - SHOP                   | 26,728.52    | 45,850.00  | 19,121.48  | 58.30  | 3,818.36      |
|   | 26,728.52    | 45,850.00  | 19,121.48  | 58.30  | 3,818.36      |
| <b>TOTAL CONSTRUCTION:</b>                            | 26,728.52    | 45,850.00  | 19,121.48  | 58.30  | 3,818.36      |
| <b>TOTAL TRANSPORTATION SERVICES:</b>                 | 115,531.66   | 265,850.00 | 150,318.34 | 43.46  | 15,707.03     |
| <b>ENVIRONMENTAL SERVICES</b>                         |              |            |            |        |               |
| <b>Wages and Benefits</b>                             |              |            |            |        |               |
| 540-110-110 - EH - Wages Landfill                     | 5,042.95     | 9,000.00   | 3,957.05   | 56.03  | 676.93        |
| 540-120-110 - EH - Benefits Landfill                  | 258.68       | 500.00     | 241.32     | 51.74  | 38.46         |
|   | 5,301.63     | 9,500.00   | 4,198.37   | 55.81  | 715.39        |
| <b>Professional/Contractual Services</b>              |              |            |            |        |               |
| 540-200-100 - EH - PPE for landfill                   |              | 250.00     | 250.00     |        |               |
| 540-200-110 - EH - Loraas Disposal Landfill Costs     | 12,988.10    | 26,000.00  | 13,011.90  | 49.95  | 1,803.02      |
| 540-200-115 - EH - Recycling costs                    | 10,147.80    | 19,000.00  | 8,852.20   | 53.41  | 1,655.02      |
|   | 23,135.90    | 45,250.00  | 22,114.10  | 51.13  | 3,458.04      |
| <b>TOTAL ENVIRONMENTAL SERVICES:</b>                  | 28,437.53    | 54,750.00  | 26,312.47  | 51.94  | 4,173.43      |
| <b>RECREATION AND CULTURAL SERVICES</b>               |              |            |            |        |               |
| <b>Wages</b>  |              |            |            |        |               |
| 570-110-120 - R&C -Wages - Skating Rink               | 8,425.00     | 9,000.00   | 575.00     | 93.61  |               |
|   | 8,425.00     | 9,000.00   | 575.00     | 93.61  | 0.00          |
| <b>Professional/Contractual Services</b>              |              |            |            |        |               |
| 570-290-100 - R&C - Cont. - Library Levy              | 7,488.00     | 7,200.00   | (288.00)   | 104.00 |               |
|   | 7,488.00     | 7,200.00   | (288.00)   | 104.00 | 0.00          |
| <b>Utilities - Power</b>                              |              |            |            |        |               |
| 570-310-110 - R&C - Utility - Power - Phone/ Rink     | 8,234.08     | 17,000.00  | 8,765.92   | 48.44  | 312.88        |

BW



**Town of Vonda**  
**Statement of Financial Activities - Detailed**  
For the Period Ending July 31, 2025

|   | Year To Date      | Budget            | Variance           | %             | Current Month     |
|---|-------------------|-------------------|--------------------|---------------|-------------------|
| <b>Maintenance, Materials and Supplies</b>          | <b>8,234.08</b>   | <b>17,000.00</b>  | <b>8,765.92</b>    | <b>48.44</b>  | <b>312.88</b>     |
| 570-420-140 - R&C - Supplies - Kitchen              | 4,345.49          | 3,000.00          | (1,345.49)         | 144.85        |                   |
| 570-430-170 - R&C - Rink building maintenance       | 4,817.91          | 2,000.00          | (2,817.91)         | 240.90        |                   |
| 570-430-190 - R&C - Rink maintence/small tools      | 485.52            | 2,000.00          | 1,514.48           | 24.28         |                   |
|   | <b>9,648.92</b>   | <b>7,000.00</b>   | <b>(2,648.92)</b>  | <b>137.84</b> | <b>0.00</b>       |
| <b>Other</b>  |                   |                   |                    |               |                   |
| 570-900-110 - R&C - Other rec expenses Gazebo       | 3,100.00          | 6,500.00          | 3,400.00           | 47.69         |                   |
| 570-900-999 - R&C - ATM replensihment               | 3,500.00          |                   | (3,500.00)         |               |                   |
|   | <b>6,600.00</b>   | <b>6,500.00</b>   | <b>(100.00)</b>    | <b>101.54</b> | <b>0.00</b>       |
| <b>TOTAL RECREATION AND CULTURAL SERV</b>           | <b>40,396.00</b>  | <b>46,700.00</b>  | <b>6,304.00</b>    | <b>86.50</b>  | <b>312.88</b>     |
| <b>UTILITIES</b>                                    |                   |                   |                    |               |                   |
| <b>WATER</b>  |                   |                   |                    |               |                   |
| <b>Wages and Benefits</b>                           |                   |                   |                    |               |                   |
| 580-110-110 - UT - Water -Foreman WTPSalaries       | 16,082.68         | 15,000.00         | (1,082.68)         | 107.22        | 5,243.87          |
| 580-120-110 - UT - Water -Foreman WTPBenefits       | 1,415.50          | 3,500.00          | 2,084.50           | 40.44         |                   |
|   | <b>17,498.18</b>  | <b>18,500.00</b>  | <b>1,001.82</b>    | <b>94.58</b>  | <b>5,243.87</b>   |
| <b>Professional/Contractual Services</b>            |                   |                   |                    |               |                   |
| 580-260-100 - UT - Water - Conference Fees          |                   | 2,000.00          | 2,000.00           |               |                   |
| 580-285-120 - UT - Water Treat Plant Maint & Repair | 7,546.36          | 30,000.00         | 22,453.64          | 25.15         | 6,655.32          |
| 580-290-100 - UT - Water Testing Local Russ         | 7,107.29          | 16,000.00         | 8,892.71           | 44.42         | 1,158.09          |
| 580-290-110 - UT - Water Lab Testing MINISTER & (   | 90.90             | 4,000.00          | 3,909.10           | 2.27          | 90.90             |
|   | <b>14,744.55</b>  | <b>52,000.00</b>  | <b>37,255.45</b>   | <b>28.35</b>  | <b>7,904.31</b>   |
| <b>Utilities</b>                                    |                   |                   |                    |               |                   |
| 580-300-120 - UT - Water - Energy WTP               | 1,177.00          | 3,000.00          | 1,823.00           | 39.23         | 71.13             |
| 580-300-130 - UT - Water - Power WTP                | 4,131.86          | 18,000.00         | 13,868.14          | 22.95         |                   |
|   | <b>5,308.86</b>   | <b>21,000.00</b>  | <b>15,691.14</b>   | <b>25.28</b>  | <b>71.13</b>      |
| <b>Maintenance, Materials and Supplies</b>          |                   |                   |                    |               |                   |
| 580-430-100 - UT - Water/Sewer Install & Maintenanc | 8,077.20          | 5,000.00          | (3,077.20)         | 161.54        |                   |
| 580-450-100 - UT - Water - Chemicals                | 21,130.08         | 30,000.00         | 8,869.92           | 70.43         | 3,272.85          |
|   | <b>29,207.28</b>  | <b>35,000.00</b>  | <b>5,792.72</b>    | <b>83.45</b>  | <b>3,272.85</b>   |
| <b>TOTAL WATER:</b>                                 | <b>66,758.87</b>  | <b>126,500.00</b> | <b>59,741.13</b>   | <b>52.77</b>  | <b>16,492.16</b>  |
| <b>SEWER</b>  |                   |                   |                    |               |                   |
| <b>Professional/Contractual Services</b>            |                   |                   |                    |               |                   |
| 585-285-130 - UT - Sewer -Lagoon- Loan Constr.      | 143,592.41        | 130,000.00        | (13,592.41)        | 110.46        | 138,482.58        |
|   | <b>143,592.41</b> | <b>130,000.00</b> | <b>(13,592.41)</b> | <b>110.46</b> | <b>138,482.58</b> |
| <b>Utilities</b>                                    |                   |                   |                    |               |                   |
| 585-300-120 - UT - Power Lift station,              | 1,938.51          | 3,500.00          | 1,561.49           | 55.39         | 130.28            |
| 585-300-130 - UT - Power Pumphouse                  | 1,174.95          | 2,000.00          | 825.05             | 58.75         | 1,174.95          |
|   | <b>3,113.46</b>   | <b>5,500.00</b>   | <b>2,386.54</b>    | <b>56.61</b>  | <b>1,305.23</b>   |
| <b>TOTAL SEWER:</b>                                 | <b>146,705.87</b> | <b>135,500.00</b> | <b>(11,205.87)</b> | <b>108.27</b> | <b>139,787.81</b> |
| <b>TOTAL UTILITIES:</b>                             | <b>213,464.74</b> | <b>262,000.00</b> | <b>48,535.26</b>   | <b>81.48</b>  | <b>156,279.97</b> |
| <b>TOTAL EXPENDITURES:</b>                          | <b>536,787.60</b> | <b>866,000.00</b> | <b>329,212.40</b>  | <b>61.98</b>  | <b>187,052.02</b> |

BW



Report Date  
08/14/2025 3:14 PM

**Town of Vonda**  
**Statement of Financial Activities - Detailed**  
For the Period Ending July 31, 2025

Page 8

|                                | Year To Date | Budget    | Variance   | %      | Current Month |
|--------------------------------|--------------|-----------|------------|--------|---------------|
| CHANGE IN NET-FINANCIAL ASSETS | 274,411.26   | 85,890.00 | 188,521.26 | 319.49 | (147,680.45)  |
| CHANGE IN NET ASSETS           | 274,411.26   | 85,890.00 | 188,521.26 | 319.49 | (147,680.45)  |
| CHANGE IN SURPLUS              | 274,411.26   | 85,890.00 | 188,521.26 | 319.49 | (147,680.45)  |

*Deo*



Report Date  
08/14/2025 3:14 PM

**Town of Vonda**  
**Statement of Financial Activities - Detailed**  
For the Period Ending July 31, 2025

Page 9

|  | Year To Date        | Budget            | Variance | % | Current Month     |
|--|---------------------|-------------------|----------|---|-------------------|
| <b>ACCOUNT BALANCES</b>                            |                     |                   |          |   |                   |
| <b>Cash and Investments</b>                        | <b>Year to Date</b> | <b>Balance</b>    |          |   | <b>Current</b>    |
| 110-110-110 - Cash - On Hand - Petty Cash          |                     | 400.00            |          |   |                   |
| 110-110-120 - Cash - Bank - Demand                 | 194,532.94          | 622,734.43        |          |   | 143,381.35        |
| 110-110-150 - Cash - Vonda Fire & Rescue           |                     | 27,308.33         |          |   |                   |
| 110-110-160 - Cash - Vonda Rink                    |                     | 21,317.68         |          |   |                   |
| 110-110-170 - Cash - CU Equity                     |                     | 523.83            |          |   |                   |
| <b>Total Cash and Investments:</b>                 | <b>194,532.94</b>   | <b>672,284.27</b> |          |   | <b>143,381.35</b> |
| <b>Municipal Taxes Receivable</b>                  |                     |                   |          |   |                   |
| 110-200-100 - Municipal - Tax Receivable - Current |                     | 131,824.37        |          |   |                   |
| 110-200-110 - Municipal - Tax Receivable - Arrears |                     | (3,728.85)        |          |   |                   |
| 110-200-300 - Municipal RCMP Levy - Current        |                     | (2,381.80)        |          |   |                   |
| 110-200-310 - Municipal Special Levy #1 - Arrears  |                     | 4,773.55          |          |   |                   |
| 110-200-400 - Municipal Recycling Levy - Current   |                     | 6,735.94          |          |   |                   |
| 110-200-410 - Municipal Special Levy #2 - Arrears  |                     | 1,254.95          |          |   |                   |
| <b>Total Municipal Taxes Receivable:</b>           | <b>0.00</b>         | <b>138,478.16</b> |          |   | <b>0.00</b>       |

BW



Report Date  
08/14/2025 3:14 PM

Town of Vonda  
Statement of Financial Activities - Detailed  
For the Period Ending July 31, 2025

Page 10

|                                | Year To Date | Budget | Variance | %    | Current Month |
|--------------------------------|--------------|--------|----------|------|---------------|
| Additional Tax Information     |              |        |          |      |               |
| <u>Receipt of Arrears</u>      | Receipts     | BalFwd |          |      |               |
| <u>Current Taxes Collected</u> | Receipts     | Levy   |          |      |               |
| Totals Arrears & Current       | 0.00         | 0.00   | 0.00     | 0.00 | 0.00          |

Certified correct and in accordance with the records

Presented to council on

July 16, 2025  
(Date)

Linda Owen  
Administrator Name  
Administrator Title

Brenda Willman  
Head of Council Name  
Head of Council Title

BW



**Town of Vonda**  
**List Of Accounts for Approval**  
Batch: 2025-00056 to 2025-00066

Bank Code - AP - GENERAL PAYABLES

**COMPUTER CHEQUE**

| Payment # | Date       | Vendor Name<br>Invoice #   | Reference  | Invoice Amount   | Payment Amount |
|-----------|------------|--|--|--|----------------|
| 5259      | 07/09/2025 | Minister of Finance<br>725   | Prairie Spirit   | 1,663.38   | 1,663.38       |
| 5260      | 07/09/2025 | Municipal Employee's<br>725  | June remittance  | 1,875.06   | 1,875.06       |
| 5261      | 07/09/2025 | Receiver General For Canada<br>72555   | June remittance  | 4,242.23   | 4,242.23       |
| 5262      | 07/09/2025 | St. Paul's R.C.S.S.D. #20<br>725   | School remittance June   | 77.12  | 77.12          |
| 5263      | 07/09/2025 | Suma<br>7255   | June remittance  | 465.35   | 465.35         |
| 5264      | 07/10/2025 | R.M. Of Grant #372<br>710225   | Permit fees from RM of Grant   | 200.00   | 200.00         |
| 5265      | 07/11/2025 | Alpha Automation Ltd.<br>125-0310  | Water plant maintenance  | 598.63   | 598.63         |
| 5266      | 07/16/2025 | Ed Both<br>72555   | July casual  | 1,049.51   | 1,049.51       |
| 5267      | 07/17/2025 | Acme Mechanical<br>3002  | repair generator   | 333.00   | 333.00         |
| 5268      | 07/17/2025 | ADR Sk Cenralized Board of Revision<br>2025-037  | Board of Revision  | 250.00   | 250.00         |
| 5269      | 07/17/2025 | ADR Sk Cenralized Board of Revision<br>25.   | Annual fee   | 250.00   | 250.00         |
| 5270      | 07/17/2025 | Alpha Automation Ltd.<br>125-0601  | Water plant maintenance  | 6,037.63   | 6,037.63       |
| 5271      | 07/17/2025 | Andrew Scanlon<br>7255   | Fire chief salary  | 225.00   | 225.00         |
| 5272      | 07/17/2025 | Brenda Willman<br>725  | council meetings June  | 150.00   | 150.00         |
| 5273      | 07/17/2025 | Brian Florizone<br>725   | council meeting June   | 100.00   | 100.00         |
| 5274      | 07/17/2025 | Bullee Consulting Ltd<br>173.04 #3   | engineering fees   | 145,406.71   | 145,406.71     |
| 5275      | 07/17/2025 | Byron Saxinger<br>725  | Fire chief Salary  | 225.00   | 225.00         |
| 5276      | 07/17/2025 | Cleartech Industries Inc.<br>1160016   | water treamtment repairs   | 676.20   | 676.20         |
| 5277      | 07/17/2025 | Collabria<br>fdd<br>2805<br>3444<br>dr5g<br>110620<br>wwe44<br>16188<br>jj7<br>ss58<br>ddt | FD supplies<br>astro towing for auction<br>Operator certification<br>staples office supplies<br>Repairs for bobcat<br>postage<br>Hub internation insurance<br>Fuel from Gido corner Aberdeen<br>office supplies for shop<br>fuel for mower Gido corner | 1.74<br>455.34<br>175.00<br>244.19<br>312.22<br>42.14<br>26.66<br>614.56<br>156.20<br>139.82 | 2,167.87       |

  
Mayor





**Town of Vonda**  
**List Of Accounts for Approval**  
Batch: 2025-00056 to 2025-00066

**COMPUTER CHEQUE**

| Payment # | Date       | Vendor Name                 | Invoice #  | Reference                    | Invoice Amount | Payment Amount |
|-----------|------------|-----------------------------|------------|------------------------------|----------------|----------------|
| 5278      | 07/17/2025 | Dianne Addley               | 725        | council meeting June         | 100.00         | 100.00         |
| 5279      | 07/17/2025 | Dustin Wasyliv              | 725        | meeting June                 | 100.00         | 100.00         |
| 5280      | 07/17/2025 | Earthworks Equipment Corp.  | 47330      | Repairs for machinery        | 150.12         | 150.12         |
| 5281      | 07/17/2025 | Enviroway Detergent Mfg.    | 81762      | Water treatment chemical     | 235.95         |                |
|           |            |                             | 81798      | Water treatment chemical     | 2,279.13       |                |
|           |            |                             | 81636      | Water treatment chemical     | 235.95         | 2,751.03       |
| 5282      | 07/17/2025 | Hub International           | 3830964    | insurance                    | 79.50          | 79.50          |
| 5283      | 07/17/2025 | Linda Denis                 | 725        | July                         | 3,017.51       | 3,017.51       |
| 5284      | 07/17/2025 | Loraas Disposal             | 702489     | Recycle fees                 | 1,737.77       |                |
|           |            |                             | 702488     | disposal fees                | 1,893.17       | 3,630.94       |
| 5285      | 07/17/2025 | Mathew Boyenko              | 897120     | Gravel                       | 1,207.50       | 1,207.50       |
| 5286      | 07/17/2025 | Minister of Finance PPST    | 2047725261 | Portable billing             | 865.80         | 865.80         |
| 5287      | 07/17/2025 | Munisoft                    | 01984      | counter receipts office      | 266.27         | 266.27         |
| 5288      | 07/17/2025 | Princess Auto               | 8641292    | Repair for machinery         | 100.93         | 100.93         |
| 5289      | 07/17/2025 | Princess Auto               | 6104789    | Repair for machinery         | 152.08         | 152.08         |
| 5290      | 07/17/2025 | Ryan Hawryliw               | 7255       | July landfill                | 642.91         | 642.91         |
| 5291      | 07/17/2025 | Saskenergy Incorporated     | rrtl       | water treamtment plant       | 74.69          |                |
|           |            |                             | ohh56      | office                       | 193.16         |                |
|           |            |                             | 22g77      | Rink                         | 93.82          | 361.67         |
| 5292      | 07/17/2025 | Saskatoon Co-Op Assoc. Ltd. | 8868       | shop supplies                | 17.74          |                |
|           |            |                             | 992        | hardware for shop            | 19.71          |                |
|           |            |                             | 994        | hydraulic fluid              | 88.19          |                |
|           |            |                             | 1726       | hardware                     | 11.09          |                |
|           |            |                             | 25655      | paint and shop supplies      | 67.44          |                |
|           |            |                             | 25644      | shop supplies                | 15.85          |                |
|           |            |                             | 25455      | plumbing supplies for gazebo | 31.05          | 251.07         |
| 5293      | 07/17/2025 | Sask Health Authority       | 7023605    | Health Authority             | 69.00          | 69.00          |
| 5294      | 07/17/2025 | Saskpower                   |            |                              |                |                |

  
Mayor




**Town of Vonda**  
**List Of Accounts for Approval**  
Batch: 2025-00056 to 2025-00066

**COMPUTER CHEQUE**

| Payment #              | Date       | Vendor Name             | Invoice #  | Reference             | Invoice Amount | Payment Amount |
|------------------------|------------|-------------------------|------------|-----------------------|----------------|----------------|
|                        |            |                         | r5,        | Rink570310110         | 328.52         |                |
|                        |            |                         | r5n.       | Berezuk shop          | 35.93          |                |
|                        |            |                         | gg6j       | lift station          | 136.79         |                |
|                        |            |                         | 33nk.      | office                | 117.29         |                |
|                        |            |                         | ee4m,      | Street lights         | 762.96         |                |
|                        |            |                         | 33n9.      | Gazebo main           | 89.28          |                |
|                        |            |                         | rr5n       | Park                  | 79.83          |                |
|                        |            |                         | ff6m,      | shop                  | 160.25         |                |
|                        |            |                         | gg7,       | well pumphouse        | 1,230.37       | 2,941.22       |
| 5295                   | 07/17/2025 | Sasktel Cmr             | 5300       | FD and cell           | 223.93         | 223.93         |
| 5296                   | 07/17/2025 | Stephen King            | 725        | council meetings June | 100.00         | 100.00         |
| 5297                   | 07/17/2025 | Tanner Petrie           | 7255       | Town Foreman          | 4,243.87       | 4,243.87       |
| 5298                   | 07/17/2025 | Terry Nahorniak         | 725        | meeiting June         | 100.00         | 100.00         |
| 5299                   | 07/22/2025 | Axis Water Service      | 153        | Water testing         | 1,158.09       | 1,158.09       |
| 5300                   | 07/22/2025 | Canada Post             | 260        | stamps                | 260.40         | 260.40         |
| 5301                   | 07/23/2025 | Napa Auto Parts         | 441-785209 | Filters               | 18.77          | 18.77          |
| 5302                   | 07/23/2025 | Sask Health Authority   | 7026061    | water testing         | 23.00          | 23.00          |
| 5303                   | 07/23/2025 | Sasktel Cmr             | 774        | rink                  | 135.13         | 135.13         |
| 5304                   | 07/31/2025 | Ed Both                 | 725.       | casual July           | 1,377.77       | 1,377.77       |
| 5305                   | 07/31/2025 | Saskenergy Incorporated | 5577       | Office                | 167.44         | 167.44         |
| 5306                   | 07/31/2025 | Sasktel Cmr             | 45n.       | Office                | 328.58         | 328.58         |
| Total Computer Cheque: |            |                         |            |                       |                | 190,817.22     |

Total AP: 190,817.22

Certified Correct This 16th day of July, 2025



Mayor



Administrator



Mayor



## **Town Monthly Report (July/Aug 2025)**

### **Water Treatment/Lagoon/Well:**

**Maintenance:** Refer to Russ' report.

-Underground triple phase power is now (as of Aug 13) serving the well. During storms, we would have multiple faults at the well which would require a reset of the software that runs the well pump.

Sometimes this would require a trip to the well to reset a VFD. A recent severe storm since the new service was piped in put it to the test. Not once did I receive an alarm during that storm. I'm hoping that's the case with future storms and service stays uninterrupted.

-The VFD for the back up distribution pump will be installed Aug 22nd

-Lagoon required another drain this past month. Samples were collected and delivered to the SRC for analysis.

### **Streets and Alleys:**

**Street Maintenance:** Graded gravel streets with Skidsteer & bucket. Continuous repairs of re-appearing potholes ongoing thanks to all the rain. A few trees and branches had fallen into streets and required attention. These were removed and hauled to the dump.

**Culverts/swales:** trimmed/mowed

**Issues/Concerns:** East town entrance remains in poor shape. Patching efforts are futile, but continue.

### **Equipment:**

**Mower:** Down. Engine block needs welding or replacement. Ongoing.

**Truck:** NTR

**Trailer:** NTR

**Skidsteer:** Serviced

**Loader:** NTR

**Grader:** Repairs have been completed to the front end. Steers and Leans perfectly, Engine runs good. Currently sorting out a shifting/clutch issue at time of report. Ongoing.

### **Buildings:**

**North Shop-** Overhead door motor failed and required replacement.

### **Miscellaneous:**

**Campground:** Being mowed and cleaned regularly.

**Dump:** Please notify residents that we do not accept electronics at the dump. Despite being recently burned down, the burnables pile is getting quite large and will require another burn soon.

**PLEASE REMIND RESIDENTS TO BAG THEIR GARBAGE**

BW





## VONDA FIRE AND RESCUE

Box 308

Vonda, SK

S0K 4N0

**Incident Report: 25-0018**

**Alarm Bells ringing – Hallway Smoke Detector – 201 2<sup>nd</sup> Street, Vonda, SK**

**Responding Members:** Andrew Scanlon & Tanner Petrie

**Date:** Saturday July 26<sup>th</sup>

**Time of Call:** 1828

**On Scene:** 1834

**Clear from Scene:** 1932

**Back in Service:** 1936

**Narrative:**

At 1828 hours, we received a call for service at 201 2nd Street. We departed the fire hall at 1833 hours and arrived on scene at 1834 hours. Upon arrival, there was no visible smoke or fire.

During our investigation, we observed that all exterior doors were locked, and the building appeared to be unoccupied. Both Tanner PETRIE and I checked all exterior doors and windows for heat but found no fire or smoke inside or outside the building.

While conducting our primary search, Cindy BEAULIEU arrived on scene at the homeowner's request. She helped arrange for a key to be delivered, allowing Tanner and me to gain access and complete our interior inspection. Shortly after, Councillor Brian FLORIZONE arrived uninvited. His presence placed me in a difficult position. As an elected official, I hesitated to confront him, but his arrival was inappropriate and disruptive to the operation.

This is not an isolated incident. Over several recent calls, we've been followed, observed, and interrupted by individuals not involved in the emergency response. This behavior is creating growing discomfort among crew members and interfering with our ability to focus on the task at hand. More importantly, it has started to take a toll on the mental and moral well-being of our team. Many members are feeling intimidated by the presence and behavior of these onlookers, which is causing unnecessary stress and anxiety. The ongoing disruption is negatively impacting the cohesion and mental health of our service, which in turn affects our performance and overall morale.

BW



Let me be clear: **Only authorized personnel are permitted on scene during active incidents.** Curiosity or concern does not justify compromising our safety, efficiency, or command structure. Moving forward, any unauthorized individuals—regardless of position or intent—**will be asked to leave immediately.** The well-being of our team must be a priority, and we cannot allow unnecessary external pressures to affect our ability to serve effectively.

Emergency scenes are not public forums or observation points. They are controlled environments, and our priority is the safety of responders and those directly affected. Uninvited presence puts everyone at risk and will no longer be tolerated.

We conducted a secondary scene assessment using thermal imaging to ensure no hidden threats to the building were present. The assessment revealed no signs of fire inside the dwelling.

At approximately 1915 hours, the key-holder arrived and allowed entry to the home. Tanner and I conducted a thorough search of all rooms to ensure the safety of the building. No threats were found. We departed the scene without incident at 1925 hours.

As we were leaving the scene, a member of the public flagged us down and reported a "large amount of smoke" coming from a dwelling on the West end of town, near Lerew Street. After a brief investigation, it was determined that the smoke was from a controlled fire in a backyard on Lerew Street, which was well under control. We returned to the hall and were back in service by 1936 hours.

That concludes our involvement in this matter.

**Report Prepared By:**

Andrew Scanlon

Fire Chief

Town of Vonda Fire Department

BW





# VONDA FIRE AND RESCUE

Box 308

Vonda, SK

S0K 4N0

## Monthly Report

| Date – Incident – Members   | Time      |  |
|---|-----------|--|
| July 16 <sup>th</sup> – Training – Search and Rescue Techniques - <b>See report 25-0017</b>   | 1900-2000 |  |
| July 26 <sup>th</sup> – <b>Emergency call – See report 25-0018</b>                            | 1827-1936 |  |
| August 13 <sup>th</sup> – Training – Rescheduled to later date (TBD) due to inclement weather |           |  |

ZW



## **Report 25-0017**

**Date:** July 16<sup>th</sup>, 2025

**Location:** 315 Lerew Street

**Participants:** Andrew Scanlon, Tanner Petrie, Carol Dwyer, Rose Rowe, Jess Willman

**Topic:** Search and Rescue Techniques

---

### **Introduction**

The purpose of this report is to provide an overview of training conducted designed to simulate conditions encountered during structure fires, specifically near-zero visibility search and rescue operations.

---

### **Objectives**

The focus of this training was to:

- Reinforce familiarity and comfort operating in full turnout gear and Self-Contained Breathing Apparatus (SCBA).
  - Improve communication and coordination among team members in low-visibility conditions.
  - Practice victim search, rescue, and safe exit protocols under simulated emergency conditions.
- 

### **Training Description**

Firefighters, in full turnout gear and SCBA, entered a darkened room meant to replicate a smoke-filled structure. Visibility was reduced to near-zero using blackout covers. Inside, a training "victim" was placed in a random location to simulate a trapped individual.

Firefighters were required to:

- Conduct a systematic search of the area using standard search patterns.
- Locate and assess the "victim."
- Coordinate movement and communication with team members while conserving air supply.
- Successfully remove the victim from the hazardous environment and exit safely as a team.

BW



---

## Conclusion

All participating members completed the exercise successfully. The training helped to reinforce critical skills such as air management, situational awareness, teamwork, and communication under stress. It also provided newer members with valuable experience in challenging, realistic conditions.

This type of training is vital for maintaining operational readiness and ensuring the safety of both our firefighters and the public. The department remains committed to continuous skill development through regular, practical exercises such as this one.

---

### Report Prepared By:

Andrew Scanlon

Fire Chief

Town of Vonda Fire Department

BW



# Town of Vonda Water Treatment Plant Report

## July 2025

Water produced: 5,320.8 m<sup>3</sup>

NaOH consumed: 276 (51.87/1,000m<sup>3</sup>)

Truck fill volume dispensed: 26,250 igaL.

NaClO consumed: 53 (9.96/1,000m<sup>3</sup>)

Truck fill revenue: \$1,221 (\$46.51/1,000 igaL)

### Water Treatment Summary:

- July water usage very similar to prior years
- new VFD for pump DP#2 ordered, expected delivery mid to late August
- received analysis from general chemical, health and toxicity sample – results within limits
- generator has intermittent startup issues, adequate gas supply pressure confirmed
- train 1 conductivities high compared to train 2, may require disassembly and inspection
- Windows 10 support will end October 14, 2025 – will need to have a new computer and HMI interface installed prior to this date

### Lagoon Summary:


- transfer valve is still having some issues with seizing open
- water colour and odour indicate incomplete treatment

### Maintenance Summary:

- July 3 – Sasktel installed fibre optic cable
- July 9 – Acme Mechanical tested generator gas flow, ample supply provided
- July 10 – DP#2 motor replaced, found problem with VFD, new VFD ordered
- July 22 – Alpha Automation tested DP#2 VFD on site – replacement required
- July 24 – repaired leaking chlorine dosing line on west wall
- July 29 – cleaned flow meters
- July 29 – inspected and cleaned concentrate lines
- July 29 – cleaned and inspected chemical injection points

### Training Recommendations:

- Occupation Health and Safety level 1 and 2
- Powered Mobile Equipment
- Confined Space Entry

Report by:  Date: 08/19/2025  
Russell Lepage (Waterworks Manager) month/day/year

Reviewed by:  Date: July 16, 2025  
Brenda Willman (Mayor) month/day/year

\_\_\_\_\_  
(Waterworks Committee) Date: \_\_\_\_\_ month/day/year

\_\_\_\_\_  
(Waterworks Committee) Date: \_\_\_\_\_ month/day/year

Tanner Petrie (Waterworks Operator) month/day/year





## Outstanding Maintenance List - July 2025

| Date   | Description  |
|--|--|
| P1 (High) - need to be completed in a timely manner, will become larger or more critical over time                     |  |
| Mar-23   | distribution booster pump #2 shut down due to VFD issues                         |
| Mar-25   | upgrade plant computer/install VPN   |
| Oct-21   | power pole at well house is leaning -replacement scheduled for August 2025       |
|  |  |
|  |  |
| P2 (Medium) - time sensitive but not urgent, could pose a risk in near future  |  |
| Apr-21   | leaking valve between trains   |
| Nov-23   | MTU1 concentrate sampling valve leaking  |
| Aug-24   | raw water isolation valve at well house not functional                           |
| ~2013  | power conditioner not functioning/disabled                                       |
|  |  |
|  |  |
|  |  |
| P3 (Low) - often regular maintenance that can wait until a later time, unlikely to get worse or cause a safety concern |  |
| Aug-22   | raw water usage for MTU1 not recording correctly                                 |
| Apr-24   | ceiling fans in water treatment plant not working                                |
| Sep-24   | lights in south reservoir building require replacement                           |
| Feb-25   | monitor bulk fill valve/module for errors - no further issues noted              |
| Mar-25   | monitor distribution pressure sensor/module for errors - no further issues noted |
|  |  |
|  |  |

*BW*



| Vonda Water Treatment Plant |         |                    |                    |      |             |                   |                    |              |                    |                    |              |                  |              |                  |
|-----------------------------|---------|--------------------|--------------------|------|-------------|-------------------|--------------------|--------------|--------------------|--------------------|--------------|------------------|--------------|------------------|
| Yearly Summary              |         |                    |                    |      |             |                   |                    |              |                    |                    |              |                  |              |                  |
| 2025                        |         | Total Vol.<br>(m3) | Daily Vol.<br>(m3) | PH   | NaOH<br>Use | Cl Free<br>(mg/L) | Cl Total<br>(mg/L) | NaClO<br>Use | Turbidity<br>(NTU) | Raw Turb.<br>(NTU) | Fe<br>(mg/L) | Raw Fe<br>(mg/L) | Mn<br>(mg/L) | Raw Mn<br>(mg/L) |
| January                     | Low     |                    | 58.2               | 6.42 |             | 0.68              | 0.95               |              | 0.10               | 0.11               | 0.00         | 3.50             | 0.000        | 0.852            |
|                             | Average | 3690.3             | 119.0              | 7.05 | 151         | 0.95              | 1.20               | 53           | 0.14               | 0.12               | 0.04         | 3.56             | 0.012        | 0.861            |
|                             | High    |                    | 176.0              | 7.39 |             | 1.13              | 1.52               |              | 0.22               | 0.13               | 0.14         | 3.60             | 0.030        | 0.870            |
| February                    | Low     |                    | 47.2               | 6.32 |             | 0.51              | 0.72               |              | 0.08               | 0.11               | 0.00         | 3.48             | 0.000        | 0.828            |
|                             | Average | 3625.1             | 129.5              | 6.94 | 178         | 0.96              | 1.14               | 49           | 0.15               | 0.12               | 0.06         | 3.68             | 0.015        | 0.865            |
|                             | High    |                    | 189.5              | 7.35 |             | 1.86              | 2.10               |              | 0.23               | 0.13               | 0.29         | 3.80             | 0.033        | 0.892            |
| March                       | Low     |                    | 80.8               | 6.96 |             | 0.70              | 0.89               |              | 0.09               | 0.10               | 0.00         | 0.01             | 0.000        | 0.776            |
|                             | Average | 4031.9             | 130.1              | 7.35 | 208         | 0.96              | 1.11               | 54           | 0.14               | 0.12               | 0.06         | 3.00             | 0.019        | 0.847            |
|                             | High    |                    | 187.7              | 7.74 |             | 1.24              | 1.25               |              | 0.19               | 0.14               | 0.16         | 3.68             | 0.067        | 0.964            |
| April                       | Low     |                    | 77.8               | 6.89 |             | 0.72              | 0.85               |              | 0.10               | 0.11               | 0.00         | 3.48             | 0.004        | 0.804            |
|                             | Average | 3882.6             | 129.4              | 7.19 | 196         | 0.97              | 1.11               | 49           | 0.14               | 0.12               | 0.06         | 3.65             | 0.026        | 0.829            |
|                             | High    |                    | 178.7              | 7.83 |             | 1.23              | 1.39               |              | 0.19               | 0.13               | 0.10         | 3.80             | 0.081        | 0.870            |
| May                         | Low     |                    | 6.2                | 6.70 |             | 0.64              | 0.97               |              | 0.09               | 0.11               | 0.00         | 3.52             | 0.000        | 0.814            |
|                             | Average | 5884.6             | 189.8              | 7.40 | 293         | 0.92              | 1.13               | 57           | 0.13               | 0.19               | 0.05         | 4.33             | 0.017        | 0.831            |
|                             | High    |                    | 356.8              | 8.67 |             | 1.11              | 1.28               |              | 0.18               | 0.24               | 0.11         | 6.54             | 0.036        | 0.846            |
| June                        | Low     |                    | 106.8              | 7.57 |             | 0.72              | 1.00               |              | 0.10               | 0.11               | 0.00         | 3.60             | 0.000        | 0.816            |
|                             | Average | 6478.9             | 216.0              | 7.78 | 318         | 1.04              | 1.16               | 57           | 0.13               | 0.12               | 0.07         | 3.67             | 0.019        | 0.845            |
|                             | High    |                    | 383.3              | 7.94 |             | 1.34              | 1.37               |              | 0.15               | 0.14               | 0.13         | 3.76             | 0.076        | 0.880            |
| July                        | Low     |                    | 99.1               | 7.15 |             | 0.77              | 0.96               |              | 0.11               | 0.12               | 0.00         | 3.60             | 0.000        | 0.850            |
|                             | Average | 5320.8             | 171.6              | 7.57 | 276         | 1.02              | 1.24               | 53           | 0.13               | 0.13               | 0.05         | 3.76             | 0.021        | 0.852            |
|                             | High    |                    | 274.0              | 7.90 |             | 1.36              | 1.50               |              | 0.16               | 0.13               | 0.10         | 3.84             | 0.062        | 0.854            |
| August                      | Low     |                    | 54.4               | 6.59 |             | 0.90              | 1.12               |              | 0.25               | 0.13               | 0.05         | 3.36             | 0.000        | 0.810            |
|                             | Average | 4492.4             | 144.9              | 7.12 | 180         | 1.16              | 1.35               | 63           | 0.33               | 0.18               | 0.14         | 3.65             | 0.027        | 0.892            |
|                             | High    |                    | 287.5              | 7.57 |             | 1.38              | 1.64               |              | 0.47               | 0.27               | 0.31         | 3.82             | 0.052        | 0.940            |
| September                   | Low     |                    | 61.4               | 6.33 |             | 0.97              | 1.14               |              | 0.23               | 0.20               | 0.00         | 3.46             | 0.015        | 0.794            |
|                             | Average | 3338.0             | 115.1              | 6.84 | 157         | 1.14              | 1.34               | 50           | 0.34               | 0.42               | 0.14         | 3.65             | 0.039        | 0.849            |
|                             | High    |                    | 211.0              | 7.38 |             | 1.32              | 1.52               |              | 0.45               | 0.54               | 0.34         | 3.84             | 0.077        | 0.914            |
| October                     | Low     |                    | 64.4               | 6.36 |             | 0.90              | 1.12               |              | 0.27               | 0.33               | 0.00         | 3.50             | 0.000        | 0.832            |
|                             | Average | 2927.5             | 94.4               | 7.01 | 126         | 1.18              | 1.42               | 44           | 0.37               | 0.37               | 0.09         | 4.02             | 0.019        | 0.842            |
|                             | High    |                    | 134.8              | 7.63 |             | 1.60              | 1.80               |              | 0.51               | 0.40               | 0.28         | 4.54             | 0.069        | 0.852            |
| November                    | Low     |                    | 42.1               | 6.38 |             | 0.78              | 1.08               |              | 0.14               | 0.15               | 0.00         | 3.34             | 0.000        | 0.838            |
|                             | Average | 3126.3             | 104.2              | 6.76 | 121         | 1.13              | 1.36               | 48           | 0.30               | 0.37               | 0.05         | 3.53             | 0.015        | 0.881            |
|                             | High    |                    | 211.1              | 7.17 |             | 1.69              | 1.98               |              | 0.46               | 0.75               | 0.34         | 3.62             | 0.080        | 0.932            |
| December                    | Low     |                    | 36.5               | 6.46 |             | 0.71              | 0.93               |              | 0.08               | 0.10               | 0.00         | 3.50             | 0.000        | 0.824            |
|                             | Average | 3516.2             | 113.4              | 6.84 | 140         | 0.97              | 1.21               | 43           | 0.14               | 0.18               | 0.03         | 3.61             | 0.015        | 0.872            |
|                             | High    |                    | 175.7              | 7.25 |             | 1.18              | 1.34               |              | 0.25               | 0.27               | 0.11         | 3.74             | 0.059        | 0.916            |
| Totals                      |         |                    |                    |      |             |                   |                    |              |                    |                    |              |                  |              |                  |
|                             | Low     | 2927.5             | 6.2                | 6.32 | 121         | 0.51              | 0.72               | 43           | 0.08               | 0.10               | 0.00         | 0.01             | 0.000        | 0.776            |
|                             | Average | 4192.9             | 138.1              | 7.15 | 195         | 1.03              | 1.23               | 52           | 0.20               | 0.20               | 0.07         | 3.68             | 0.020        | 0.855            |
|                             | High    | 6478.9             | 383.3              | 8.67 | 318         | 1.86              | 2.10               | 63           | 0.51               | 0.75               | 0.34         | 6.54             | 0.081        | 0.964            |
| Total                       |         | 50314.6            |                    |      | 2344        |                   |                    | 618          |                    |                    |              |                  |              |                  |
| Targets                     |         |                    |                    |      |             |                   |                    |              |                    |                    |              |                  |              |                  |
| Targets                     | Low     |                    |                    | 7.6  |             | 0.10              |                    |              | 0.00               |                    | 0.00         |                  | 0.000        |                  |
|                             | High    |                    |                    | 8.3  |             | 2.00              | 4.00               |              | 0.30/1.00          |                    | 0.30         |                  | 0.05/0.12    |                  |

BW



# Waterworks Maintenance Plan - July 2025

## Bacteriological Testing:

Sample #1 Operator: TP  
 Location: 313 Lene  
 Date: July 27 0.14  
 Results: Free cl 0.88 Total cl 1.42 Turbidity 0.88 Mn 0.039

Sample #2 Operator: TP  
 Location: 204 Main St  
 Date: July 22  
 Results: Free cl 0.94 Total cl 1.14 Turbidity 0.10 Mn 0.023

## Train Readings:

|                    | Cf1  | Cf2  | Cf3  | Cfc  | Cp1  | Cp2   | Cp3   | Cp4  | Cpc |
|--------------------|------|------|------|------|------|-------|-------|------|-----|
| Date: MTU1: 1988   | 3260 | 4590 | 6860 | 72.3 | 80.4 | 121.1 | 217.7 | 94.1 |     |
| July 27 MTU2: 2009 | 3320 | 4600 | 6930 | 51.1 | 49.4 | 83.3  | 121.7 | 63.2 |     |

## Bulk Fill Station:

Income Dispensed (igal.)  
 Date: 317 x \$1 = \$317 Current: 4576926  
 Aug 3/25 482 x \$2 = \$964 Previous: 4549642  
 Total: \$1281 / Total: 26534  
 X 1000 = \$48.28 / 1000 igal.

CI Meter: Reading Acceptable Variation: OK:  
 Std 1: 0.20 0.18 ± 0.09 +0.02 ✓  
 Std 2: 0.86 0.85 ± 0.10 +0.01 ✓  
 Std 3: 1.50 1.48 ± 0.14 +0.02 ✓  
 Date: July 6, 2025 Initial: R

## Regular Maintenance:

|                             | (Initial and date) |                        | (Initial and date) |
|-----------------------------|--------------------|------------------------|--------------------|
| TP Inspect reservoir:       | July 9/25          | TP Clean lab:          | July 9             |
| TP Inspect & run generator: | July 9/25          | TP Clean washroom:     | July 9             |
| TP Sweep plant floor:       | July 9             | TP Check lagoon float: | July 9             |
| TP Inspect wellhouse:       | July 9             | TP Inspect lagoon:     | July 9             |

## Planned Maintenance:

|   | (Initial and date) |                          |
|---|--------------------|--------------------------|
| TP Replace DP#2 motor:                          | July 10 *          | (carried from June 2025) |
| TP Disassemble and clean flow meters:           | July 29            |                          |
| TP Disassemble/inspect/clean concentrate lines: | July 29            |                          |
| TP Clean/inspect chemical injection points:     | July 24            |                          |
|   |                    |                          |
|   |                    |                          |
|   |                    |                          |
|   |                    |                          |
|   |                    |                          |
|   |                    |                          |
|   |                    |                          |

## Unplanned Maintenance:

Gas flow to Generator tested. July 9th Acme mechanic.

## Comments:

\* - Motor replaced, VFD failed. Service ongoing.

BW





# TOWN OF VONDA

Box 308  
Vonda, SK  
S0K 4N0

## Well Site Inspection

Employee: Tanner Retter

Date: July 9

### ACCESS, SECURITY, EXTERIOR

- |   |   |  |
|---|---|--|
| <input checked="" type="checkbox"/> Road condition acceptable       | <input checked="" type="checkbox"/> Grass cut/snow cleared      | <input checked="" type="checkbox"/> Door secure and in good condition    |
| <input checked="" type="checkbox"/> Lock functioning properly       | <input checked="" type="checkbox"/> Roof condition acceptable   | <input checked="" type="checkbox"/> Siding/exterior condition acceptable |
| <input checked="" type="checkbox"/> Valves/cleanouts in good repair | <input checked="" type="checkbox"/> Power lines/poles undamaged | <input type="checkbox"/>   |

### INTERIOR

- |  |  |   |
|--|--|---|
| <input checked="" type="checkbox"/> Interior temperature acceptable  | <input checked="" type="checkbox"/> Lighting acceptable                | <input checked="" type="checkbox"/> Free of vermin/wildlife             |
| <input checked="" type="checkbox"/> Piping/fittings in good repair   | <input checked="" type="checkbox"/> Pump operation normal              | <input checked="" type="checkbox"/> Pressure gauge functioning properly |
| <input checked="" type="checkbox"/> Check-valve functioning properly | <input checked="" type="checkbox"/> Record static and draw well depths |   |

### HARDWARE AND COMMUNICATIONS

- |   |   |   |
|---|---|---|
| <input checked="" type="checkbox"/> Input line voltages acceptable                        | <input checked="" type="checkbox"/> Communication with WTP active | <input checked="" type="checkbox"/> Cooling fans operating properly |
| <input checked="" type="checkbox"/> Pressure and temperature communicated properly to WTP |   |   |

Static well depth (in): 7" below ground Draw well depth (in): 7" below ground

### NOTES:

Saskpower + Grove electric are planning to repair pole before fall

## Lagoon Inspection

Employee: Tanner Retter

Date: July 9

### ACCESS and SECURITY

- |   |   |   |
|---|---|---|
| <input checked="" type="checkbox"/> Road condition acceptable     | <input checked="" type="checkbox"/> Vegetation cut/snow cleared | <input checked="" type="checkbox"/> Warning signage in good condition |
| <input checked="" type="checkbox"/> Gate secure and functional    | <input checked="" type="checkbox"/> Fence in good condition     | <input checked="" type="checkbox"/> High level alarm operational      |
| <input checked="" type="checkbox"/> Valves accessible/operational | <input type="checkbox"/>  | <input type="checkbox"/>  |

### Cell 1 (Primary)

- |   |  |  |
|---|--|--|
| <input checked="" type="checkbox"/> Berm not leaking        | <input checked="" type="checkbox"/> Berm free of rodents                 | <input checked="" type="checkbox"/> Colour: <u>Black</u>             |
| <input checked="" type="checkbox"/> Berm erosion acceptable | <input checked="" type="checkbox"/> Sludge visible                       | <input checked="" type="checkbox"/> Odour: <u>Sulphur</u>            |
| <input checked="" type="checkbox"/> No floating debris      | <input checked="" type="checkbox"/> Water level: <u>0.8m from bottom</u> | <input checked="" type="checkbox"/> Exercise transfer valve <u>✓</u> |

### Cell 2 (Secondary)

- |   |  |  |
|---|--|--|
| <input checked="" type="checkbox"/> Berm not leaking        | <input checked="" type="checkbox"/> Berm free of rodents     | <input checked="" type="checkbox"/> Colour: <u>Black</u>     |
| <input checked="" type="checkbox"/> Berm erosion acceptable | <input checked="" type="checkbox"/> Sludge visible           | <input checked="" type="checkbox"/> Odour: <u>Sulphur</u>    |
| <input checked="" type="checkbox"/> No floating debris      | <input checked="" type="checkbox"/> Water level: <u>0.8m</u> | <input checked="" type="checkbox"/> Exercise discharge valve |

### NOTES:

- Transfer valve seized open. will exercise again late July 9
- July 11 - Transfer valve exercised

BW